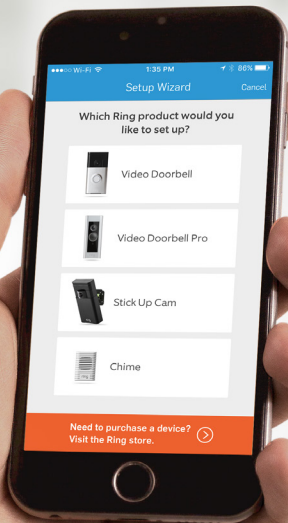
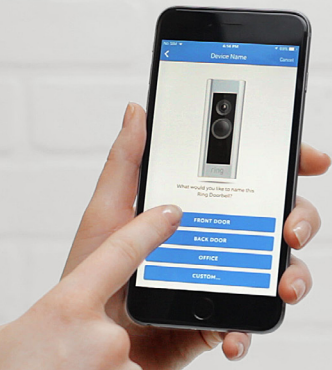


3

Perform the in-app Setup



ring



Step 1

Follow the in-app setup process

In the Ring app, select the option to add a new device. When prompted, select **Video Doorbell Pro**, and follow the in-app instructions.



Step 2

Install the faceplate

Secure one of the faceplates with a security screw, and the star-shaped end of your Ring screwdriver.



Shared Users

To let family or friends answer live events and view recordings (if cloud recording is enabled), select **Shared Users** on the settings screen of the Ring app, and enter their email(s).



Motion Detection

Motion detection is disabled by default.

To enable and customize motion detection, select **Motion Settings** on the settings screen of the Ring app.

Cloud Video Recording




This optional feature saves events captured by your Ring Doorbell Pro.

You can view, download, and share these events on any device running the Ring app, or at: ring.com/activity



Live View

Select the **Live View** button on the settings screen of the Ring app to access a live stream of video from your Ring Doorbell Pro at any time.



When the button on your Ring Doorbell is pushed, or if motion is detected, you can perform the following actions:



Disable/enable your microphone



Zoom in/out



Mute/unmute sound in the app



Access the Ring Plus menu

RING ALERTS



MOTION ALERTS








You can toggle alerts for rings or motions on or off in the Ring app.



The front light on your Ring Doorbell Pro uses various patterns to communicate messages.

Here are some common ones:

- | | | |
|----------------------|---|----------------|
| In Setup Mode |  | White Spinning |
| Powered |  | White Solid |
| Front Button Pushed |  | Blue Spinning |
| Ring Speaker Enabled |  | Blue Solid |
| Updating software |  | White Flashing |



Stick Up Cam

When used with Ring Doorbell, Stick Up Cam provides a ring of security around your home.

This self-install security system enables you to monitor and interact with anyone on your property, no matter where you are.

Learn more at:
ring.com/stickupcam

For additional help, visit: ring.com/help

For immediate assistance,
we're available 7 days a week at:

Domestic: 1.800.656.1918

International: +1.310.929.7085

help@ring.com



1523 26th St.
Santa Monica, CA 90404



Hereby, Bot Home Automation, declares that this consumer electronic is in compliance with the essential requirements and other relevant provisions of Directive 1999/5/EC. The declaration of conformity may be consulted at www.ring.com/DoC.pdf.

Protect the device from direct sunlight. Install the device at dry locations and protect it against rain and humidity. The device may not get contact to salt water or other conductive liquids. The device must be charged only within a building in a dry state.

Caution: Risk of explosion if battery is replaced by an incorrect type.

Dispose of used batteries according to the instructions.

© 2016 Bot Home Automation, Inc.

RING, ALWAYS HOME, and CHIME are trademarks of Bot Home Automation, Inc.

Last updated: 06/05/16

2520AF680L-C01